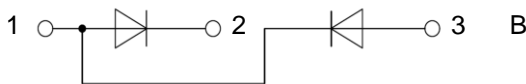


## PRODUCT FEATURES

- Low Forward Voltage
- High Surge Current Capability
- Low Leakage Current
- Low Inductance Package

## APPLICATIONS

- Field Supply For DC Motors
- Line Rectifiers For Transistorized AC Motor Controllers
- Non-controllable Rectifiers For AC/DC Converter



## Module Type

Module Type	$V_{RRM}$ (Repetitive Peak Reverse Voltage)	$V_{RSM}$ (Non-Repetitive Peak Reverse Voltage)	Unit
MMD160AB160B	1600	1700	V

## ABSOLUTE MAXIMUM RATINGS( $T_C=25^{\circ}C$ unless otherwise specified)

Symbol	Parameter/Test Conditions		Values	Unit
$I_{F(AV)}$	Average Forward Current	Single phase, half wave, 180°conduction, $T_C=95^{\circ}C$	160	A
$I_{F(RMS)}$	R.M.S. Forward Current		250	
$I_{FSM}$	Non-Repetitive Surge Forward Current	1/2 cycle, 50HZ, peak value, $T_J=45^{\circ}C$	5000	
		1/2 cycle, 60HZ, peak value, $T_J=45^{\circ}C$	5500	
$I^2t$	For Fusing	1/2 cycle, 50HZ, peak value, $T_J=45^{\circ}C$	125	KA <sup>2</sup> S
		1/2 cycle, 60HZ, peak value, $T_J=45^{\circ}C$	125.5	
$P_D$	Power Dissipation		694	W
$T_J$	Junction Temperature		-40 to +150	$^{\circ}C$
$T_{STG}$	Storage Temperature Range		-40 to +125	$^{\circ}C$
$V_{ISO}$	Isolation Breakdown Voltage	AC, 50Hz(R.M.S), t=1minute	3000	V
Torque	Module to Sink	Recommended (M6)	3~5	Nm
Torque	Module Electrodes	Recommended (M5)	2.5~5	Nm
$R_{thJC}$	Junction to Case Thermal Resistance(per diode)		0.18	K/W
Weight			110	g

MacMic Science & Technology Co., Ltd.

Add: #18, Hua Shan Zhong Lu, New District, Changzhou City, Jiangsu Province, P. R .of China

# MMD160AB160B

ELECTRICAL CHARACTERISTICS ( $T_C=25^\circ\text{C}$  unless otherwise specified)

Symbol	Parameter/Test Conditions	Min.	Typ.	Max.	Unit
$I_{RM}$	Maximum Reverse Leakage Current	$V_R = V_{RRM}$		0.5	mA
		$V_R = V_{RRM}, T_J = 125^\circ\text{C}$		10	
$V_F$	Forward Voltage Drop			1.5	V
$V_{TO}$	For power loss calculations only, $T_J = 125^\circ\text{C}$			0.85	V
$r_T$				1.3	m $\Omega$

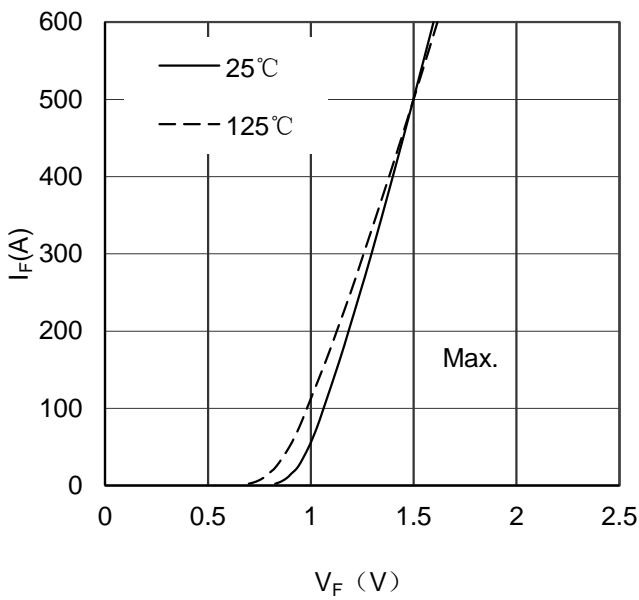


Figure 1. Forward Voltage Drop vs Forward Current

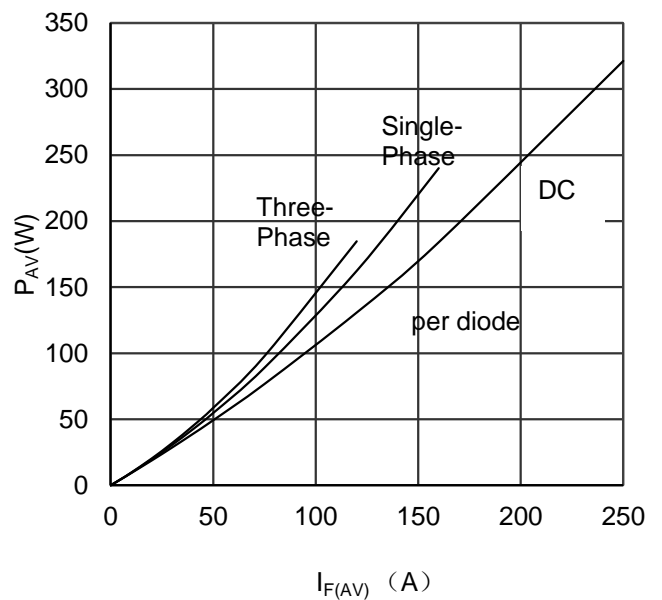


Figure 2. Power dissipation vs  $I_{F(AV)}$

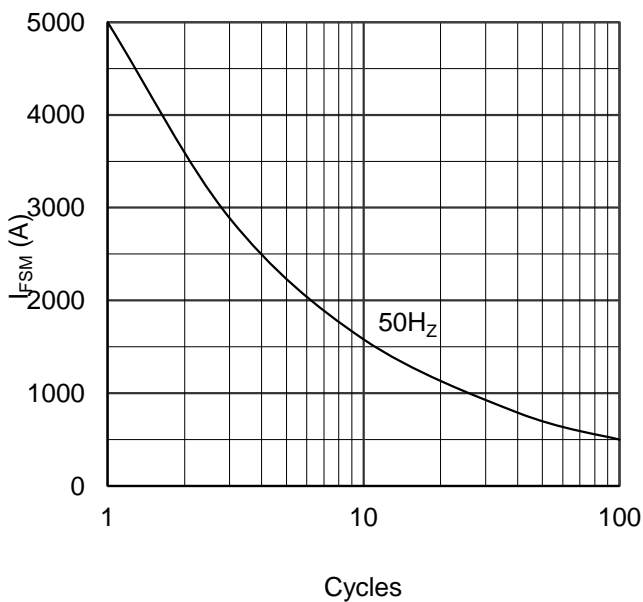


Figure 3. Max Non-Repetitive Forward Surge Current

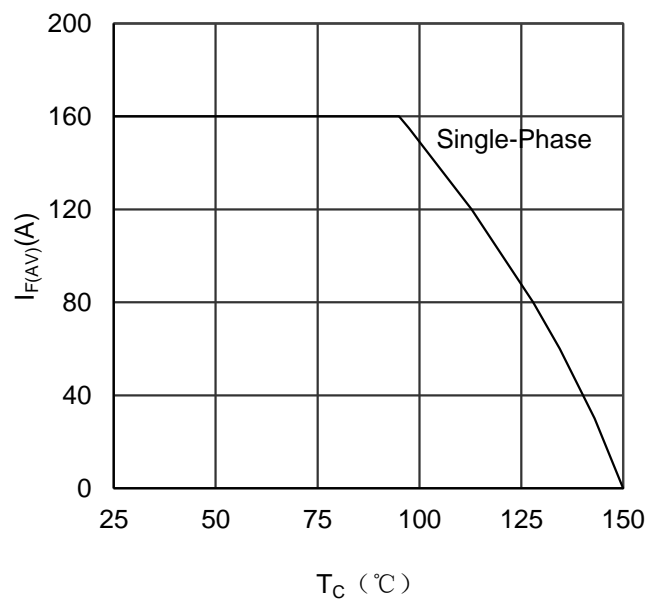
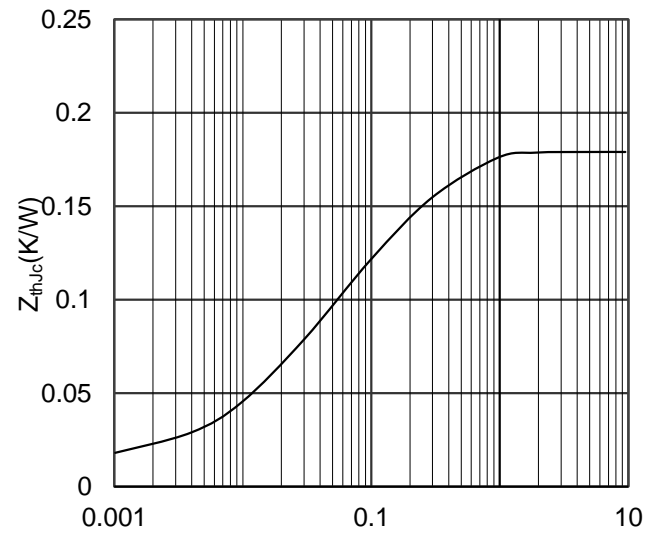
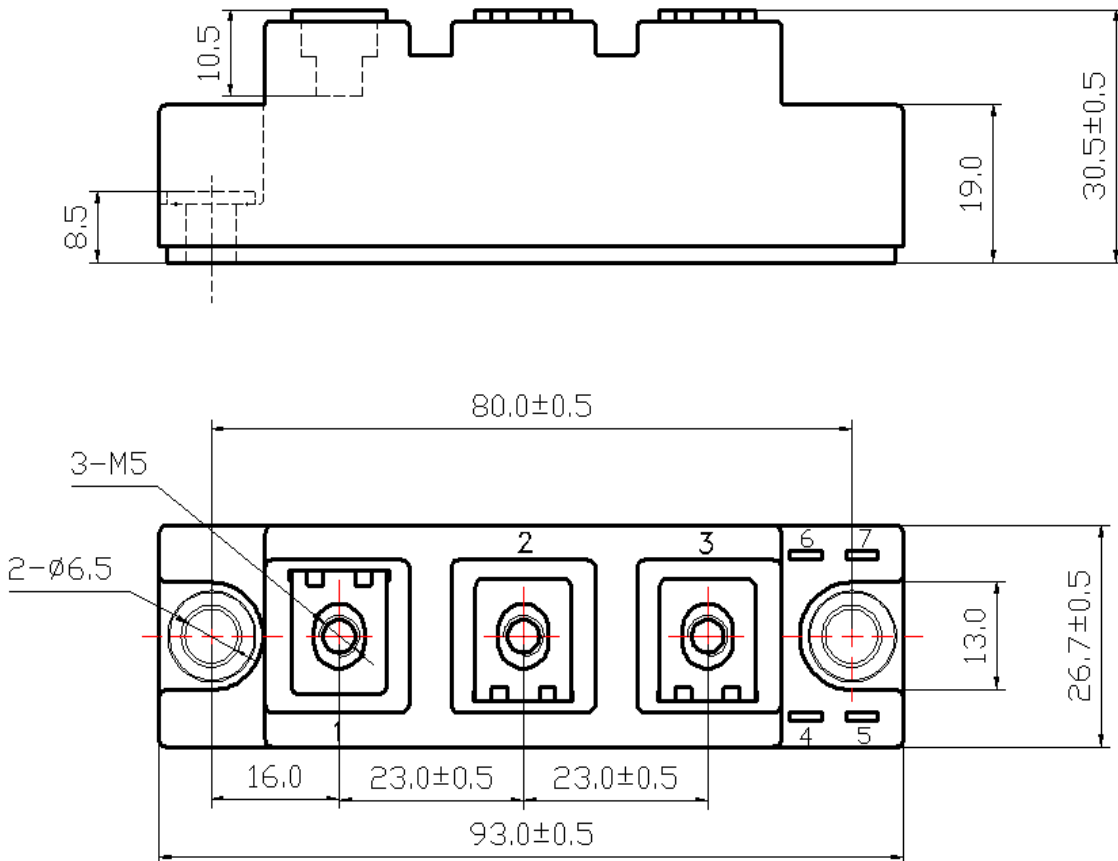


Figure 4. Average Forward Current vs Case temperature



Rectangular Pulse Duration(S)  
Figure 5. Transient Thermal Impedance



Dimensions in (mm)  
Figure 6. Package Outline